

# Bảng thông số sản phẩm

Thông số kỹ thuật



socket, Harmony  
Electromechanical Relays, for  
RXM3 relays, screw connec to rs,  
separate contact

RXZE2S111M

## Main

Range of product	Harmony Electromechanical Relays
Device short name	RXZ
product or component type	Socket
Product compatibility	Plug-in relay RXM with 3 C/O contact
Contacts type and composition	3 C/O
[Ith] conventional free air thermal current	10 A

## Complementary

Shape of pin	Flat
[Ue] rated operational voltage	< 250 V conforming to IEC < 300 V conforming to UL
Contact terminal arrangement	Separate
Connections - terminals	Connector, 1 x 0.25...1 x 2.5 mm <sup>2</sup> (AWG 22...AWG 14) flexible with cable end Connector, 2 x 0.25...2 x 1 mm <sup>2</sup> (AWG 22...AWG 17) flexible with cable end Connector, 1 x 0.5...1 x 2.5 mm <sup>2</sup> (AWG 20...AWG 14) solid without cable end Connector, 2 x 0.5...2 x 1.5 mm <sup>2</sup> (AWG 20...AWG 16) solid without cable end
Tightening torque	< 1 N.m for M3 screw(s)
Fixing mode	By screw (panel) Clip-on (35 mm symmetrical DIN rail)
[Uimp] rated impulse withstand voltage	4 kV
Overvoltage category	III
Pollution degree	3
Sale per indivisible quantity	10
Width	27 mm
net weight	0.066 kg

## Environment

IP degree of protection	IP20 conforming to IEC 60529
Dielectric strength	2500 V
Standards	IEC 61984
Product certifications	UL Lloyd's CSA
marking	CE
Ambient air temperature for storage	-40...85 °C

---

Ambient air temperature for operation	-40...55 °C
---------------------------------------	-------------

## Packing Units

---

Unit Type of Package 1	PCE
------------------------	-----

---

Number of Units in Package 1	1
------------------------------	---

---

Package 1 Height	2.7 cm
------------------	--------

---

Package 1 Width	6.1 cm
-----------------	--------

---

Package 1 Length	8.2 cm
------------------	--------

---

Package 1 Weight	61 g
------------------	------

---

Unit Type of Package 2	BB1
------------------------	-----

---

Number of Units in Package 2	10
------------------------------	----

---

Package 2 Height	11.6 cm
------------------	---------

---

Package 2 Width	6.8 cm
-----------------	--------

---

Package 2 Length	14 cm
------------------	-------

---

Package 2 Weight	624 g
------------------	-------

---

Unit Type of Package 3	S02
------------------------	-----

---

Number of Units in Package 3	200
------------------------------	-----

---

Package 3 Height	15 cm
------------------	-------

---

Package 3 Width	30 cm
-----------------	-------

---

Package 3 Length	40 cm
------------------	-------

---

Package 3 Weight	10.7 kg
------------------	---------

## Contractual warranty

---

Warranty	18 months
----------	-----------

## Bền vững

Nhãn **Green Premium™** là cam kết của Schneider Electric trong việc cung cấp sản phẩm với hiệu suất môi trường tốt nhất. Green Premium cam kết tuân thủ các quy định mới nhất, minh bạch về tác động môi trường, cũng như các sản phẩm tuần hoàn và CO<sub>2</sub> thấp.

**Hướng dẫn đánh giá tính bền vững của sản phẩm** là tài liệu kỹ thuật phổ thông giúp làm rõ các tiêu chuẩn nhân sinh thái toàn cầu và cách diễn giải việc khai báo môi trường.

[Tìm hiểu thêm về Green Premium >](#)

[Hướng dẫn đánh giá về sự bền vững của sản phẩm >](#)



Minh bạch **RoHS/REACH**

## Hiệu suất sức khỏe

Reach Free Of Svhc

Toxic Heavy Metal Free

Mercury Free

Rohs Exemption Information **Yes**

## Chứng nhận & Tiêu chuẩn

**Reach Regulation**

[REACH Declaration](#)

**Eu Rohs Directive**

Pro-active compliance (Product out of EU RoHS legal scope)

[EU RoHS Declaration](#)

**China Rohs Regulation**

[China RoHS declaration](#)

**Environmental Disclosure**

[Product Environmental Profile](#)

**Weee**

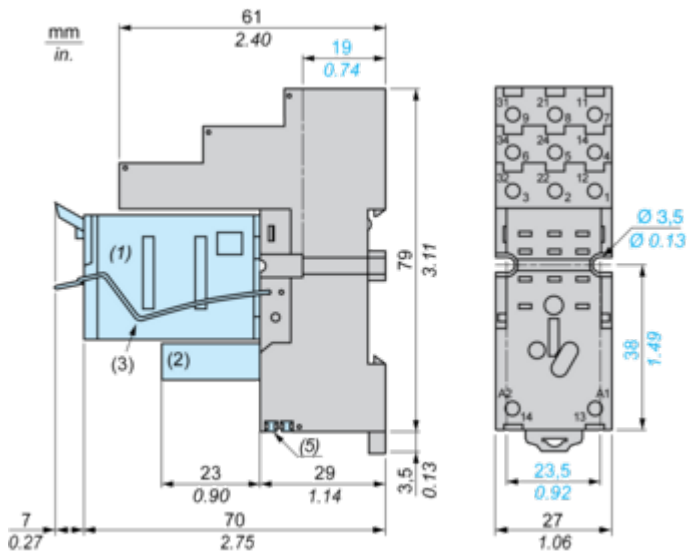
The product must be disposed on European Union markets following specific waste collection and never end up in rubbish bins

**Circularity Profile**

No need of specific recycling operations

## Dimensions Drawings

### Dimensions

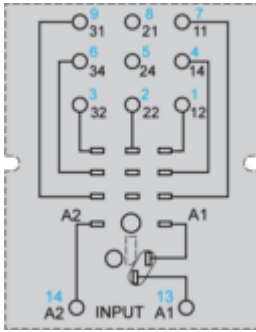


- (1) Relays
- (2) Protection module
- (3) Maintaining clamp
- (4) 2 elongated holes  $\text{Ø } 3.5 \text{ mm} \times 6.5 \text{ mm} / \text{Ø } 0.13 \text{ in.} \times 0.25 \text{ in.}$
- (5) 2 bus jumpers

## Connections and Schema

### Wiring Diagram

---

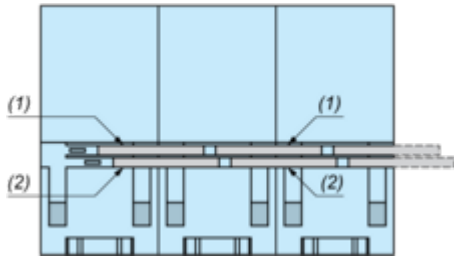


Symbols shown in blue correspond to Nema marking.

**Bus Jumpers Mounting on Sockets with Separate Contacts**

---

Example of RXZS2 bus jumper mounting on sockets (view from below)



(1) 2 bus jumpers (polarity A2)

(2) 2 bus jumpers (polarity A1)